


Swivel castor with total lock KDT 125

ELB 

Transport Series KD - Wheel EL

 -20 °C - +60 °C
swivels easily
wear resistant
shock proof
floor protective
weather proof

Wheel

rubber tyre, electricallyconductive, volume resistance value $<10^4\Omega$ bolted steel rim zinc plated, volume resistance value $<10^4\Omega$

Fork



Finish: electro-zinc plated, hardened steel balls, double ball race swivel head – pressed steel sheet, with strong Kingpin bolted and locked – adjustable, thermoplastic dust protection ring and seal, wheel axle bolted, adjustable total lock – leading or trailing available

Swivel castor with total lock Wheel- \varnothing A x width B mm: 125x38

Load Capacity kg: 100

Load capacity tested according to EN 12530 and EN 12527

Overall height H mm: 163

Dimension of top plate TP 135x110 mm:





Hole spacing HS mm: 105x80

Hole- \varnothing HD mm: 10,5

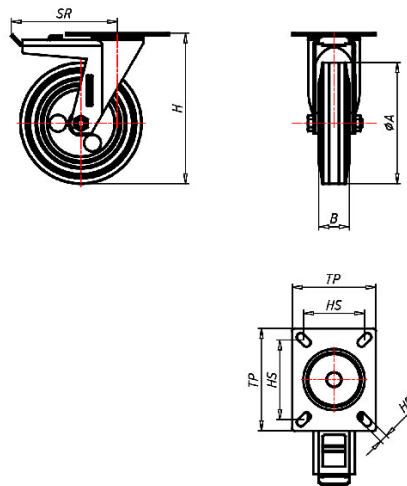
Swivel radius SR mm: 140

Wheel bearing: Roller bearing

Advantages

-  electrically conductive
-  silent in motion
-  good running performance
-  resistant to diluted acids

©Copyright 2024 Rollenbau GmbH, www.rollenbau.at 20.05.2024

 ROLLENBAU

Applications

- Trash container trucks
- Dollies